

Scaled data based on original data using
LM-79-08 Approved Method: Electrical and Photometric Measurements of Solid-
State Lighting Products

Test Report Prepared for
Cooper Lighting Solutions
(formerly Eaton)

Brand: INVUE

Report Number: P367788

Luminaire Tested: **MSA-SA3B-727-U-5NQ**

Issue Date: 12/2/2019

Test Information

Test Method: LM-79-08
Report Number: P367788
TEST IS SCALED FROM IESNA LM-79-08 TEST DATA (G2-1910-543-5)
Test Lab: INNOVATION CENTER
Issue Date: 12/2/2019
Manufacturer: COOPER LIGHTING SOLUTIONS (FORMERLY EATON)
Product Line: INVUE
Catalog Number: MSA-SA3B-727-U-5NQ
Description: MESA POST TOP DECORATIVE LUMINAIRE. (3) LIGHTSQUARES WITH 16 LEDS EACH AND TYPE V NARROW OPTICS.
Light Source: -
Ballast/Driver: ELECTRONIC DRIVER

Summary

Lumens per Lamp: N/A
Luminaire Lumens: 12580 lumens
Efficiency: N/A
Efficacy: 99.8 lumens/watt
Luminous Opening: Rectangular (W 1' x L: 1' x H: 0')
IES Classification: Type V - Short
BUG Rating: B3 - U0 - G1

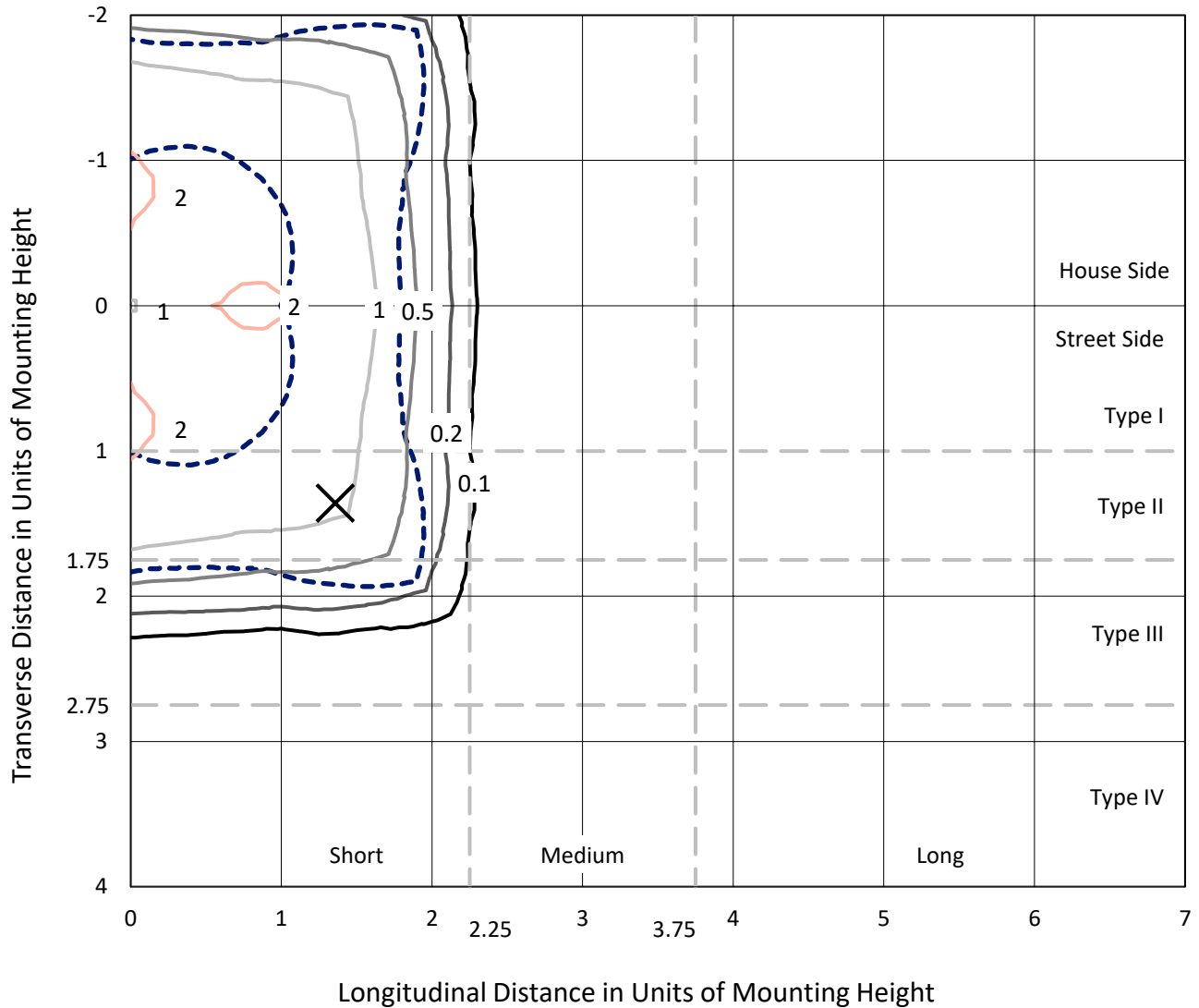
Input Watts (W): 126
Input Voltage (V): NR
Input Current (Ain): NR
Voltage Rise (V): NR
Power Factor: NR
Total Harmonic Distortion (THDi): NR
Frequency (hertz): 60
Stabilization Time: NR
Operation Time: NR
Ambient Temperature (°C): NR
Test Distance: 28.75 FT



REPORT NUMBER: P367788
 CATALOG NUMBER: MSA-SA3B-727-U-5N9

Iso-Footcandle Lines of Horizontal Illumination

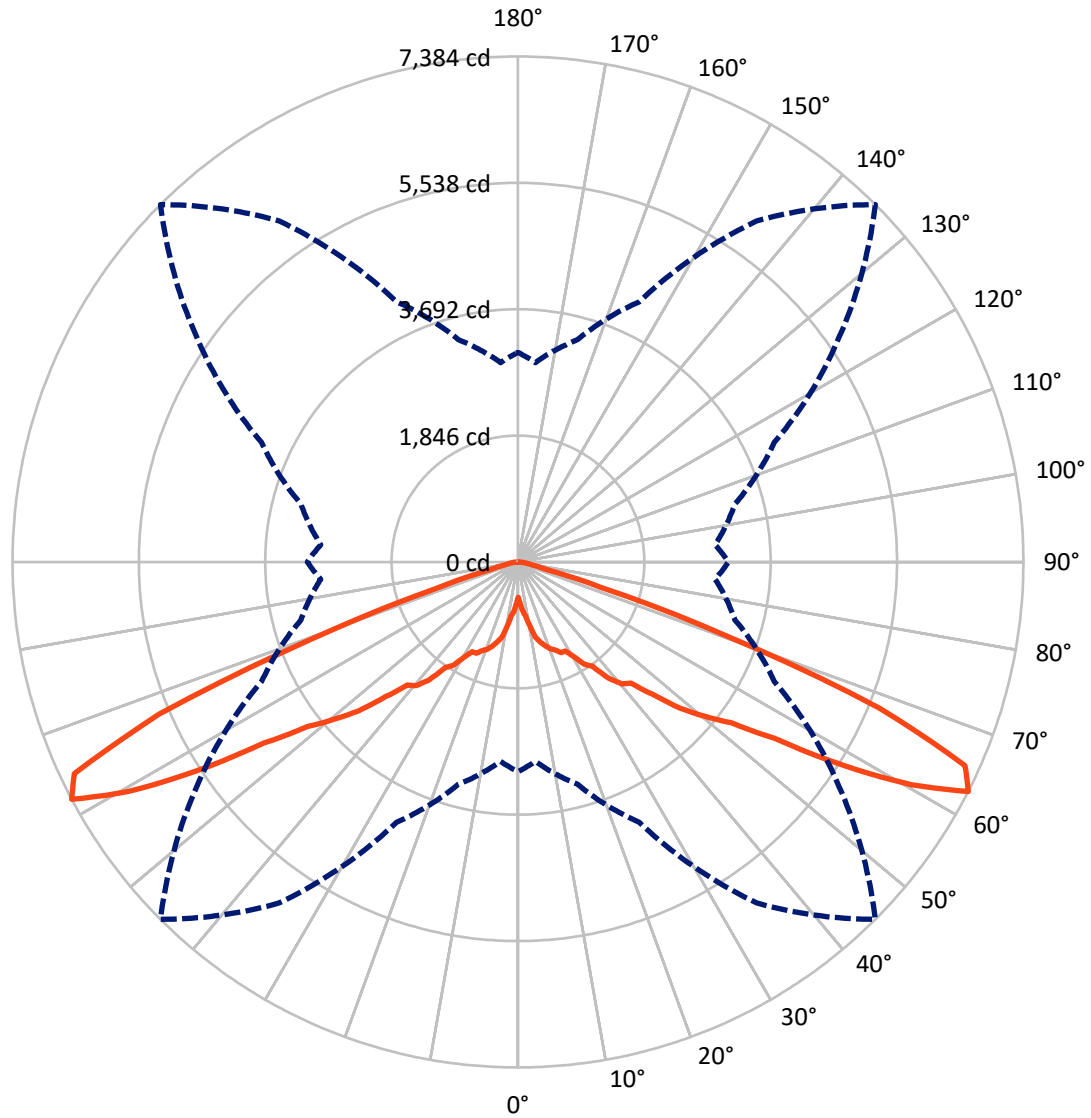
✕ Max cd
 - - - 1/2 Max cd



Based on 25 foot mounting height. Maximum calculated value = 2.2 fc
 Type V - Short - N/A

REPORT NUMBER: P367788
CATALOG NUMBER: MSA-SA3B-727-U-5NQ

Luminous Intensity Polar Plot



— Vertical Plane Through 45-Deg Lateral - - - Horizontal Cone Through 62.5-Deg Vertical

REPORT NUMBER: P367788

CATALOG NUMBER: MSA-SA3B-727-U-5NQ

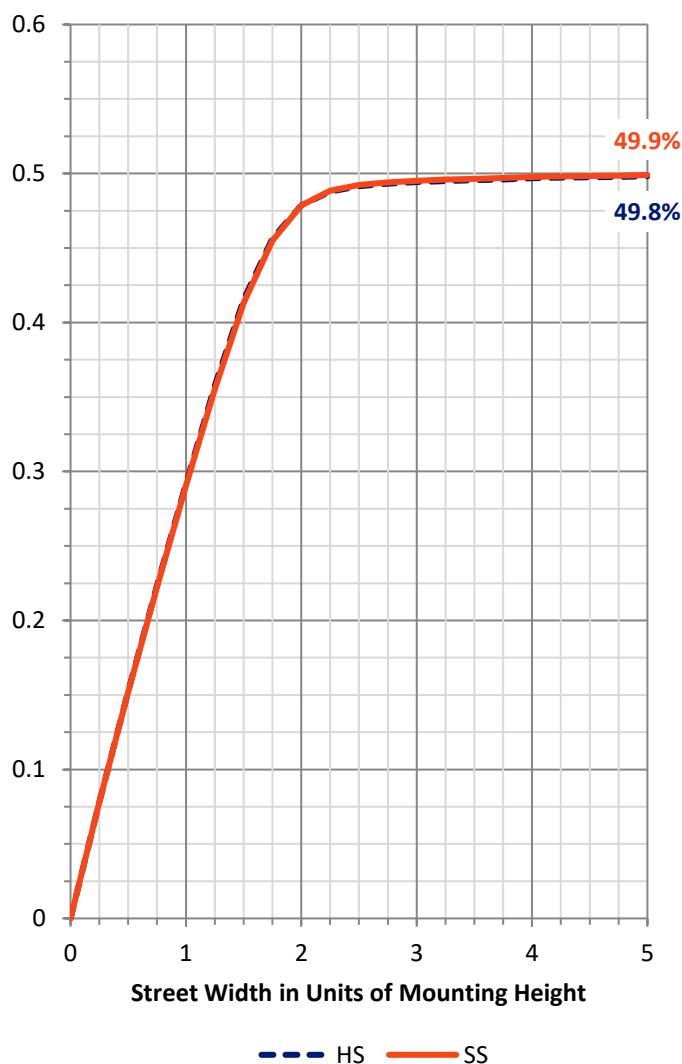
FLUX DISTRIBUTION:

		Downward	Upward	Total
House Side	Lumens	6290.0	0.0	6290.0
	% Fixture	50.0	0.0	50.0
Street Side	Lumens	6290.0	0.0	6290.0
	% Fixture	50.0	0.0	50.0
Total	Lumens	12580.0	0.0	12580.0
	% Fixture	100.0	0.0	100.0

ZONAL LUMENS:

Zone	Lumens	% Fixture
0°-10°	77.5	0.6
10°-20°	341.8	2.7
20°-30°	716.4	5.7
30°-40°	1349.8	10.7
40°-50°	2449.9	19.5
50°-60°	4139.5	32.9
60°-70°	3094.5	24.6
70°-80°	346.2	2.8
80°-90°	64.4	0.5
90°-100°	0.0	0.0
100°-110°	0.0	0.0
110°-120°	0.0	0.0
120°-130°	0.0	0.0
130°-140°	0.0	0.0
140°-150°	0.0	0.0
150°-160°	0.0	0.0
160°-170°	0.0	0.0
170°-180°	0.0	0.0
0°-90°	12580.0	100.0
0°-180°	12580.0	100.0

Coefficient of Utilization



REPORT NUMBER: P367788

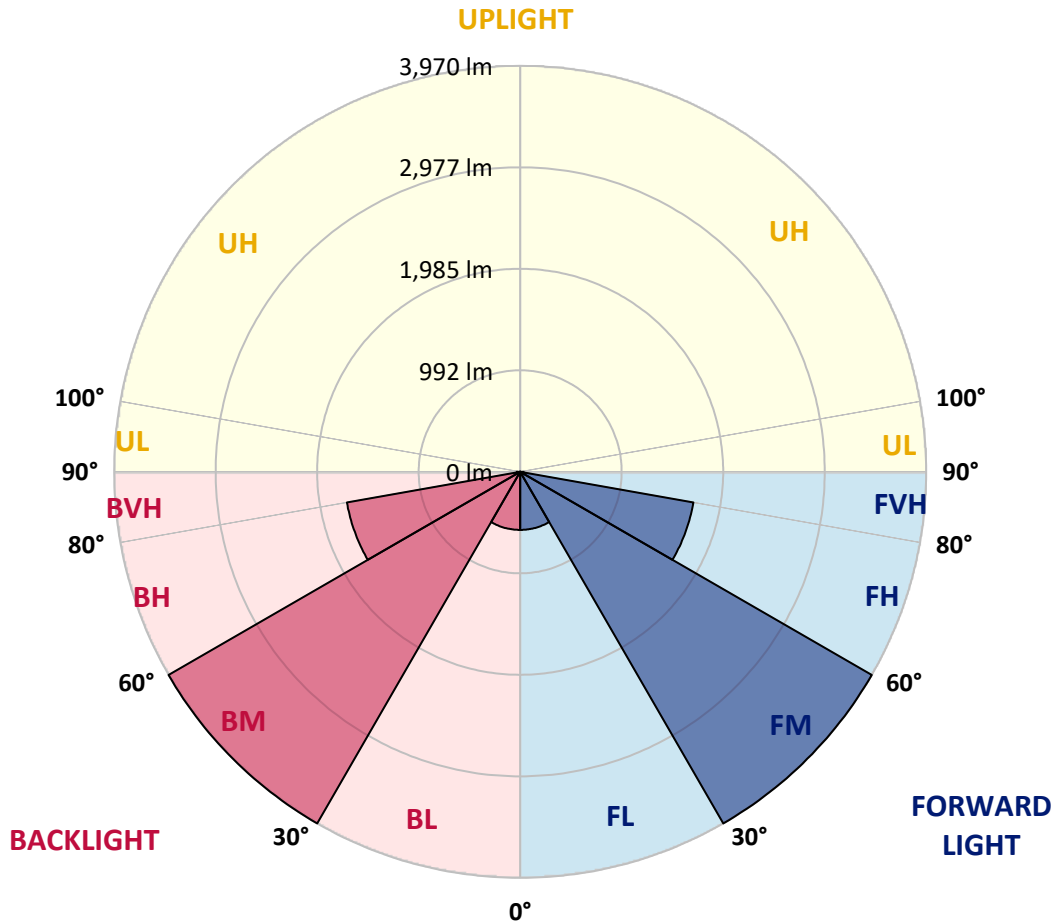
CATALOG NUMBER: MSA-SA3B-727-U-5NQ

LUMINAIRE CLASSIFICATION SYSTEM LUMEN TABLE AND BUG RATING:

Zone	Lumens	% Fixture	Zone Rating/Lumen Limit		
			B	U	G
FL (0°-30°)	567.9	4.5			
FM (30°-60°)	3969.6	31.6			
FH (60°-80°)	1720.3	13.7			G1/1800
FVH (80°-90°)	32.2	0.3			G1/100
BL (0°-30°)	567.9	4.5	B2/1000		
BM (30°-60°)	3969.6	31.6	B3/5000		
BH (60°-80°)	1720.3	13.7	B3/2500		G1/1800
BVH (80°-90°)	32.2	0.3			G1/100
UL (90°-100°)	0.0	0.0		U0/0	
UH (100°-180°)	0.0	0.0		U0/0	

BUG Rating: B3-U0-G1

Type V Short





REPORT NUMBER: P367788
 CATALOG NUMBER: MSA-SA3B-727-U-5NQ

CANDELA DISTRIBUTION (FULL):

	0°	5°	15°	25°	35°	45°	55°	65°	75°	85°	90°
0°	514.4	514.4	514.4	514.4	514.4	514.4	514.4	514.4	514.4	514.4	514.4
2.5°	625.4	614.2	574.8	588.6	602.9	600.9	597.3	586.5	576.8	617.2	625.4
5°	797.4	771.8	758.0	746.7	744.2	716.5	754.4	750.3	763.1	784.6	805.6
7.5°	934.6	910.5	874.2	866.5	825.0	794.3	827.1	867.5	880.3	919.7	943.3
10°	984.7	963.7	970.4	936.1	934.0	942.7	935.6	944.8	978.6	974.0	991.4
12.5°	1097.3	1100.9	1079.4	1070.7	1088.1	1126.0	1093.7	1082.5	1074.3	1109.1	1119.8
15°	1202.7	1223.7	1188.4	1182.8	1175.6	1210.9	1176.1	1193.0	1207.9	1215.0	1210.9
17.5°	1352.2	1353.2	1313.8	1250.8	1274.4	1285.7	1270.3	1241.1	1311.2	1346.6	1348.6
20°	1450.5	1454.0	1376.2	1278.0	1344.5	1354.7	1347.1	1286.2	1379.3	1438.2	1435.6
22.5°	1556.4	1544.1	1438.7	1367.0	1390.6	1396.7	1380.3	1372.7	1438.2	1545.1	1529.3
25°	1627.5	1650.1	1545.1	1499.1	1479.1	1464.8	1485.8	1489.9	1556.9	1654.1	1600.4
27.5°	1797.5	1758.6	1594.3	1611.7	1569.2	1472.5	1564.6	1615.3	1600.9	1766.7	1807.2
30°	1948.4	1949.5	1719.1	1752.4	1673.6	1595.3	1695.1	1768.3	1750.4	1962.8	1924.4
32.5°	2141.4	2148.6	1934.6	1845.6	1792.3	1777.5	1765.2	1846.1	1957.6	2129.6	2133.2
35°	2349.7	2411.1	2120.4	2026.7	1936.2	1870.6	1941.3	2053.4	2126.0	2400.9	2352.2
37.5°	2755.6	2652.2	2414.2	2238.1	2180.3	2154.2	2191.5	2256.5	2413.7	2650.6	2734.1
40°	2995.6	2966.9	2643.0	2495.6	2272.4	2342.0	2321.5	2499.6	2629.6	2983.3	2991.0
42.5°	3362.5	3218.2	2927.0	2739.7	2539.1	2418.3	2546.2	2785.2	2942.4	3241.3	3382.5
45°	3652.7	3467.5	3242.8	3100.5	2847.2	2757.6	2803.7	3109.7	3306.8	3512.0	3697.8
47.5°	3973.6	3773.0	3548.3	3295.5	3048.3	3194.2	3112.8	3382.0	3574.4	3868.7	4042.7
50°	4376.9	4154.8	3867.2	3658.4	3494.6	3545.8	3533.0	3724.9	3962.4	4230.6	4428.1
52.5°	4821.2	4569.9	4292.5	4098.5	4029.4	3902.5	4068.3	4147.1	4322.2	4567.8	4799.7
55°	5131.9	4880.6	4712.7	4775.1	4756.7	4553.0	4698.4	4706.5	4622.1	4710.6	4944.0
57.5°	5083.7	4843.7	4820.7	5056.6	5409.3	5606.3	5381.6	4898.5	4582.2	4540.7	4787.9
60°	4445.0	4239.8	4450.6	4982.9	6010.1	6609.9	5745.0	4753.6	4232.6	4017.1	4255.6
62.5°	3063.1	2924.4	3361.5	4193.7	6082.3	7384.3	5731.7	4130.8	3282.7	2891.7	3077.0
65°	1452.0	1401.8	1770.8	2658.8	5066.3	7177.5	5007.5	2795.0	1889.6	1509.3	1551.3
67.5°	546.1	521.0	650.0	1174.6	3191.1	5692.8	3366.1	1378.8	730.9	568.1	587.6
70°	310.2	292.2	309.1	428.4	1284.6	3224.4	1452.0	472.9	310.7	283.0	301.5
72.5°	244.1	230.3	232.9	259.0	443.2	1265.7	469.8	269.7	225.7	214.4	230.8
75°	201.7	189.4	188.9	203.2	258.5	411.0	265.6	206.3	182.7	174.5	187.8
77.5°	160.2	153.0	155.1	166.3	185.3	229.8	192.4	166.8	150.0	140.2	149.4
80°	117.2	116.2	124.4	134.6	138.2	154.6	144.3	134.6	119.8	105.9	109.5
82.5°	76.8	77.3	92.6	100.8	99.3	98.8	103.4	102.9	89.6	70.1	70.1
85°	44.0	45.0	56.8	63.5	62.4	49.6	65.5	66.0	57.3	42.5	40.9
87.5°	14.3	17.9	24.6	26.1	25.1	13.8	25.1	27.6	25.1	17.9	15.9
90°	0.0	0.0	0.0	0.0	0.0	0.0	0.0	0.0	0.0	0.0	0.0

(END OF REPORT)